



ENGLISH

НАЧАЛЬНАЯ ШКОЛА



Все

тексты для чтения

Захватывающие тексты для чтения

Словарь к каждой теме

Упражнения для самопроверки

ENGLISH

НАЧАЛЬНАЯ ШКОЛА



Все тексты для чтения

Захватывающие тексты для чтения

Словарь к каждой теме

Упражнения для самопроверки

РОСТОВ-НА-ДОНУ

«ФЕНИКС»

2013

УДК 373.167.1:811.111
ББК 81.2Англ-92
КТК 441
И20

Серия «English. Начальная школа»

Учебное издание

Все тексты для чтения

Иванова Ирина Евгеньевна
Наумова Елена Андреевна

Ответственная за выпуск *Л. Зиновьева*
Дизайн обложки *Е. Смирнова*
Редактор *Л. Войтенко*
Корректор *Т. Борисенко*
Компьютерная верстка *Е. Смирнова*

Подписано в печать 25.09.12.
Формат 84*108/16. Бумага офсетная.
Тираж 3 000 экз. Заказ 7260.

ООО «Феникс»

344082, г. Ростов-на-Дону, пер. Халтуринский, 80.
Тел./факс: (863) 261-89-50, 261-89-59

Отпечатано: МУП «Курская городская типография», г. Курск, ул. Ленина, 77
тел.: (4712) 58-76-11

Иванова И. Е.

И20 Все тексты для чтения / И. Е. Иванова, Е. А. Наумова. — Ростов н/Д : Феникс, 2013. — 64 с. : ил. — (English. Начальная школа).
ISBN 978-5-222-20398-9

Книга «Все тексты для чтения» включает в себя истории, сказки и рассказы, которые отличаются от подобных изданий стилистическим разнообразием, небольшим размером, доступностью подачи материала, четкостью построения произведений, а также интересным содержанием и необходимым лексико-грамматическим минимумом.

После всех текстов представлены разнообразные упражнения и задания, составленные с учетом таких психологических процессов, как логическое мышление, память, личностное отношение к сюжету произведения и его героям.

Представленный материал соответствует учебному плану, а тематика и сферы общения — действующим программам по иностранным языкам.

Пособие предназначено для учеников младших классов общеобразовательных школ.

УДК 373.167.1:811.111
ББК 81.2Англ-92

ISBN 978-5-222-20398-9

© Иванова И. Е., Наумова Е. А., 2013
© ФОП Шапиро М. В., макет, 2013
© ООО «Феникс», 2013

Предисловие

Серия книжек «English. Начальная школа» состоит из четырех пособий, которые предназначены для работы учеников 1–4 классов общеобразовательных школ. Представленный материал соответствует учебному плану, а тематика и сферы общения — действующим программам по иностранным языкам.

Книга «Все тексты для чтения» включает в себя истории, сказки и рассказы, которые отличаются стилистическим разнообразием, небольшим объемом, доступностью подачи материала, четкостью построения произведений, а также интересным содержанием и необходимым лексико-грамматическим минимумом.

После всех текстов представлены разнообразные упражнения и задания, составленные с учетом таких психологических процессов, как логическое мышление, память, личностное отношение к сюжету произведения и его героям.

Упражнения творческого характера направлены на усвоение лексики и ее активное употребление в устной разговорной речи, а также способствуют формированию субъективной оценки прочитанного каждым учеником, стимулируют инициативу учеников, спонтанное формирование лексических навыков и принятия собственных решений.

Текстовый материал представлен с поэтапным возрастанием сложности. Задания рассчитаны как для работы учеников с учителем в классе, так и для внеклассной работы учащихся дома с родителями.

Тематика текстов не только соответствует программе по иностранным языкам, но и охватывает все аспекты жизни современного ребенка, что дает возможность одновременно и изучать английский язык и расширять свой кругозор.

Изучайте английский язык с удовольствием!

Успехов Вам!

Peter's Family

Starter Level



Полезные слова

family ['fæm(ə)li] семья

this [ðis] это

name ['neɪm] имя

sister ['sɪstə] сестра

brother ['brʌðə] брат

grandma ['grænma:] бабушка

grandpa ['grænpɑ:] дедушка

her [hɜ:] её

his [hɪz] его



Прочитай и переведи текст.

Hello! My name is Pete. My family is big. This is my mother. Her name is Ann. This is my father. His name is Tom. Look! This is my grandma, Kate and this is my grandpa, Ted.

I have got a brother and a sister. Their names are Sam and Pam.

- Подчеркни в тексте слова-названия членов семьи.



Вставь пропущенные буквы.

n me

m th r

ra m


s st

bro er

gr ndp



Соедини рисунки с английскими словами.



mother

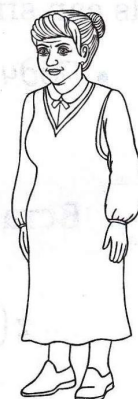
grandpa

brother

sister

father

grandma



Let's Go to the Zoo!

Starter Level



Полезные слова

let's [lets] давайте!

Zoo [zu:] зоопарк

animal ['ænim(ə)l] животное

bear [beə] медведь

elephant ['elfənt] слон

fox [fɒks] лиса

hippo ['hɪpəʊ] бегемот



Прочитай и переведи текст.

Let's go to the Zoo. You can see a lot of animals there. You can see bears, elephants, foxes, hippos, monkeys and birds. Bears and elephants can run. Hippos can swim. Goats and foxes can jump. Birds can sing. They are nice animals.

- Подчеркни в тексте названия животных.



Вставь пропущенные буквы.

z

a n m l

b a

b d

g o

l p h n t


h p



Зачеркни буквы и образуй слова.



b	e	a	x
e	u	l	r



b	l	t	p	x	a	m	t
e	j	e	h	h	o	n	y



f	p	x
l	o	s



m	a	m	c	a	y
n	o	n	k	e	i



b	i	p	d
h	e	r	t

Look at Their Clothes!

Starter Level



Полезные слова

clothes [kləʊ(ð)z] одежда

coat [kəʊt] пальто

dress [dres] платье

hat [hæt] шапка

shoes [ʃu:z] туфли

jacket [ˈdʒækɪt] куртка

jeans [dʒi:nz] джинсы

cap [kæp] кепка

boots [bu:ts] ботинки



Прочитай и переведи текст.

Meet my friends Polly and Sammy. Polly is a very good girl. She is a pupil. Look at her clothes! This is her coat. It's green. Her dress is white. This is her hat. It's yellow. And these are her shoes. They are yellow, too!

Sammy is a good boy. He is kind. Look at his clothes! This is his jacket and jeans. They are blue. His cap is black. His boots are black, too!

- Выпиши названия предметов одежды.



Вставь пропущенные буквы.

clo es

oo s

c

c t

t

a c et

d e

je s

s o s



Отгадай слова с помощью кода.

- 1 Первая буква слова «seven».
- 2 Вторая буква слова «two».
- 3 Пятая буква слова «clever».
- 4 Первая буква слова «apple».
- 5 Пятая буква слова «eight».
- 6 Четвертая буква слова «three».
- 7 Четвертая буква слова «four».

1	2	3	4	5	6	7

Toys and Colours

Starter Level



Полезные слова

toy [tɔɪ] игрушка

nice [naɪs] красивый

favourite ['feɪv(ə)rɪt] любимый

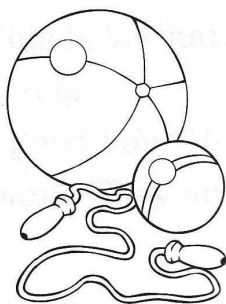
fluffy ['flʌfɪ] пушистый, мягкий



Прочитай и переведи текст.

Kitty is a small girl. She is four. She has got many toys. She has got a doll. It is big, pink and nice. She has got three balls — red, yellow and green. Her toy puppy is black and white. She likes it very much. But her favourite toy is Mike, a teddy-bear. It is big, brown and fluffy.

- Назови нарисованные игрушки по-английски.





Вставь пропущенные буквы в названиях игрушек и цветов.

d ll

b ue

r d

t d y - b r

y ll

br n

p p y

p nk

bl c

h te

gr n

b l



Прочитай стихотворение и выучи его наизусть.

My kitten is white,

My bear is black.

My puppy is brown,

His name is Jack.

My ball is blue,

My giraffe is tall.

It's brown and yellow,

I love them all.

Ann and Her Family

Starter Level



Полезные слова

surname ['sɜ:neɪm] фамилия

live [lɪv] жить

can [kæn] могу

swim [swɪm] плавать

run [rʌn] бегать

student ['stju:d(ə)nt] студент



Прочитай и переведи текст.

Hello! I am a girl. My name is Ann. My surname is Petrova. I am eleven years old.

I am a pupil. I can swim and run.

I live in Moscow. My family is big. I have got a mother, a father a sister and a brother.

My mother is a teacher. She likes to cook.

My father is a doctor. He likes to play tennis. My parents are kind and clever.

My sister and my brother are students. They like to read books. I love my family. I have got a dog. It is very funny. We like to play games.

I love my dog Rex.

I am a happy girl! I love my family and they love me. We are good friends!



Прочитай вопросы к тексту и подчеркни правильный ответ.

1 Is she eleven?

Yes, she is.

No, she isn't.

2 Is she a doctor?

Yes, she is.

No, she isn't.

3 Is her family big?

Yes, it is.

No, it isn't.

4 Is her mother a doctor?

Yes, she is.

No, she isn't.

5 Is her father a teacher?

Yes, he is.

No, he isn't.

6 Are her sister and brother students?

Yes, they are.

No, they aren't.

7 Is she a bad girl?

Yes, she is.

No, she isn't.



Заполни пропуски, обращаясь к тексту.

Hi _____ ! My name _____ is Kate. My sister _____ is Petrova. I _____ twelve. I _____ in Moscow. I am a _____ . I can _____ read and cook.

My mother _____ is a teacher. My father _____ a doctor. My sister and my brother _____ are students. I am a happy _____ girl!

Nice Animals

Starter Level



Полезные слова

goose [gu:s] гусь, гусыня

duck [dʌk] утка

fly [flaɪ] летать

sky [skaɪ] небо

cute [kju:t] милый

zebra [ˈzi:brə] зебра

stripe [straɪp] полоска

grass [grɑ:s] трава

giraffe [dʒɪˈrɑ:f] жираф

tall [tɔ:l] высокий

leaves [li:vz] листья



Прочитай и переведи текст.

This is a goose and that is a duck. The goose is white, the duck is black. The goose can fly. The duck can fly, too. They can fly in the sky.

Look at this kitten! It's grey. It's very cute. It can play with a green ball. It likes milk.

This is a zebra. It's got black and white stripes. It likes grass. Zebras can run and jump.

This is a giraffe. It's very tall. It's got a very long neck. It likes leaves. Giraffes can run very fast.

- Прочитай текст еще раз и назови домашних и диких животных.



Обведи глаголы, которые указывают на то, что умеют делать животные.

Duck: run, jump, sing, fly.

Kitten: play with a ball, fly, run, jump, swim.

Giraffe: run, jump, fly, sing.

Goose: play with a ball, sing, swim, jump.

Zebra: fly, sing, play with a ball, swim, run, jump.



Скажи, что умеют делать разные животные.

A dog can run, _____

A duck can _____

A zebra can _____

A cat can _____



Подчеркни правильный ответ.

Is the goose white?

Yes, it is. / No, it isn't.

Is the duck grey?

Yes, it is. / No, it isn't.

Can the goose and the duck fly?

Yes, they can. / No, they can't.

Is the kitten red?

Yes, it is. / No, it isn't.

Is it cute?

Yes, it is. / No, it isn't.

Does it like milk?

Yes, it does. / No, it doesn't.

Has zebra got stripes?

Yes, it has. / No, it hasn't.

All Seasons Are Beautiful

Starter Level



Полезные слова

because [bi'kɒz] ПОТОМУ ЧТО

tasty ['teɪstɪ] ВКУСНЫЙ

fruit [fru:t] ФРУКТ

vegetable ['vedʒ(ɪ)təb(ə)l] ОВОЩ



Прочитай и переведи текст.

Today is Sunday morning. Children are at home. They don't go to school. It's autumn and it's rainy. But children like autumn because it's beautiful and they can eat a lot of tasty fruit and vegetables.

On Mondays, Tuesdays, Wednesdays, Thursdays and Fridays they go to school. On Saturdays and Sundays children are at home with their family.

Their mum likes winter and its months December, January and February. Their dad likes spring and its months March, April and May. Their Grandma likes summer and its months June, July and August. They like all the seasons.

- *Выпиши из текста названия дней недели.*



Ответь на вопросы.

- 1 What are the winter months? _____
- 2 What are the autumn months? _____
- 3 What are the spring months? _____
- 4 What are the summer months? _____
- 5 What is your favourite season? _____
- 6 What is your favourite month? _____



Прочитай тайное послание и дай ответ на вопрос.

What are the days of the week? _____

• Заполни таблицу названиями месяцев.

winter	spring	summer	autumn

Ann's School

Starter Level



Полезные слова

study ['stʌdi] учиться

inside [in'saɪd] внутри

What's this? ['wɒts ðɪs] Что это?

busy ['bɪzi] занятой



Прочитай и переведи текст.

This is my sister Ann! She is eight and she is a pupil. She studies at school. She has got a big schoolbag. Let's look inside!

There is a pencil-box with many pens and pencils. There is a ruler and a rubber.

You can see many books and copy-books in her bag. And what's this? Oh, it's her favourite doll. She likes it very much!

Ann has got four or five lessons every day. Her classroom is not big. You can see some desks and chairs in the classroom. There is a blackboard on the wall. There are some shelves and cupboards in the class. There is a place where children play.

Ann is very busy but she is happy to go to school.



Ответь на вопросы.

1 How old is Ann? _____

- 2 Is she a pupil? _____
- 3 Has she got a schoolbag? _____
- 4 What things has she got in her bag? _____
- 5 Is her classroom big? _____
- 6 What things can you see in her classroom? _____
- 7 Is she a happy girl? _____



Вставь пропущенные буквы.

p p l

s o o l

r b r

s c h l b g

p

c h r

p n i l

p n c l - b x

c o p y - b k

s h l f

r l

Busy Jane

Starter Level



Полезные слова

get dressed [get drest] одеваться

make the bed [meik ðə bed] застилать кровать

porridge [ˈpɒrɪdʒ] овсяная каша

get to school [get tə sku:l] добираться в школу



Прочитай и переведи текст.

This is Jane. She is a very busy girl. It's seven o'clock in the morning. Jane gets up, does her exercises, washes her face, cleans her teeth and makes her bed. Then she gets dressed and at half past seven Jane has breakfast. She usually eats porridge and drinks a cup of tea for breakfast. Now it's a quarter past eight and Jane goes to school. She gets to school by bus. Her lessons start at nine o'clock. At half past two her lessons are over and Jane goes home.

In the afternoon she has dinner, does her homework and takes her dog Alf for a walk.

In the evening Jane reads books, has supper, watches TV and at a quarter to ten she goes to bed.



Отметь неправильные предложения. Исправь ошибки.

Jane gets up at eight o'clock in the morning.

She has breakfast at a quarter past eight.

She eats porridge for breakfast.

Jane goes to school at a quarter past eight.

Jane gets to school by bus.

She goes home at three o'clock.

Jane does her homework in the evening.

She goes to bed at eleven o'clock.



Составь текст про свой рабочий день с помощью данных предложений.

It's five o'clock.

It's nine o'clock.

It's three o'clock.

It's six o'clock.

It's seven o'clock.

It's four o'clock.

It's two o'clock.

It's eight o'clock.

It's time to go to the swimming pool.

It's time to get up.

It's time to take a dog for a walk.

It's time to go to school.

It's time to do exercises.

It's time to watch TV.

It's time to clean teeth.

It's time to come home.

• Расскажи про свой день.

Tim and Ann Are Friends

Starter Level



Полезные слова

tail [teɪl] хвост

train [treɪn] поезд



Прочитай и переведи текст.

Tim is Ann's friend. They like to play games. Ann says, "Let's play a game!"

Tim says "Let's." They play a game "I have got".

Tim says, "I've got three balls, a train and a car. I've got books and discs".

Ann says, "I've got a doll, I've got a yellow ball, I've got a blue bird. I've got a lot of toys.

I've got a doll's house and a toy car. I've got a cat. My cat has got a pink nose, two green eyes and a long tail".



Назови предметы, которые есть у Энн, Тима и у котенка.

Ann has got _____

Tim has got _____

The cat has got _____



Прочитай слова и обведи только вещи Тима.

A bike, a book, a computer game, a ball, a ship, a disc, a train, a cat, a car, a banana.



Почитай и обведи только вещи Энн.

A doll, a dress, a ball, a book, a cat, a doll's house, a pen, a bird, a flag, toys, a bag.

- А что есть у котенка?

Green eyes, big ears, pink nose, a tail, long legs, a rat.



Подбери ответы на вопросы.

- | | |
|-----------------------------|-----------------|
| Has Ann got a green ball? | Yes, she has. |
| Has she got a green bird? | No, she hasn't. |
| Has she got a doll's house? | No, she hasn't. |
| Has Tim got three balls? | Yes, he has. |
| Has he got a tail? | Yes, he has. |
| Has he got books and discs? | No, he hasn't. |

Home, Sweet Home!

Beginner Level



Полезные слова

dining-room [ˈdaɪnɪŋru(:)m] столовая
sleep [sli:p] спать
do homework [du: ˈhəʊmwɜ:k] выполнять домашнее задание



Прочитай и переведи текст.

This is our house. It is big. We have seven rooms in the house: a living-room, two bedrooms, a bathroom, a children's room, a dining-room and a kitchen.

We watch TV and read in the living-room. In our kitchen we cook and we eat in the dining-room. We read and sleep in the bedrooms. Children play and do their homework in the children's room.



Составь предложения и запиши их.

our / is / This / house.

in / seven / have / We / rooms / house / the.

living-room / We / TV / read / the / watch / in / and.

eat / the / We / dining-room / in.

sleep / read / and / the / bedroom / in / We.

do / play / in / Children / the / room / homework / children's / their / and.



Составь слова. Прочитай их вслух.

hou kitc dini childr

bedr liv bath

hen en's room oom ing-room

ng-room room se

A blue line connects the 'hou' box to the 'se' box, forming the word 'house'.



Прочитай предложения и напиши названия комнат.

The fridge is in the _____

The TV set is in the _____

The bed is in the _____

The bath is in the _____

The toys are in the _____

The dining table is in the _____

I Like Gardening!

Beginner Level



Useful words

- plant** [plɑ:nt] сажать
gardening [ˈgɑ:d(ə)nɪŋ] садоводство
make a hole [ˈmeɪk ə həʊl] вырыть ямку
seed [si:d] зернышко
cover [ˈkʌvə] накрыть
water [ˈwɔ:tə] полить



Read and translate the text.

It's spring! It's warm and sunny. I am in the garden. I always plant flowers in March. Gardening is my hobby. I make a small hole and put a seed in the hole. Then I cover and water it. When summer comes the small seeds grow into big and nice flowers.

My little brother wants to help me. He makes a hole and puts his new car there. He wants it to grow into a big car.



Complete the following sentences.

It's _____ (winter, summer, spring)! It's warm and _____ (sunny, cloudy, windy). I am in the _____ (house, garden, sea). I always plant flowers in _____ (December, September, March). I make a small _____ (pizza, hole, doll) and put a _____ (car, a tree, a seed) in the

hole. I _____ (water, cover, cook) and water it. In summer the seeds grow into nice _____ (toys, flowers, bananas).



Fill in the missing letters.

s r n g

s n y

r w

g d e n g

s d

h l e

c e

g a r n

p a t



Read and learn the poem by heart.

I like to read,

I like to play,

I play with my toys,

Every day!

I like to swim,

I like to run,

I like to have

A lot of fun!

We Write a Project

Beginner Level



Useful words

project [ˈprɒdʒəkt] проект

job [dʒɒb] профессия

baker [ˈbeɪkə] пекарь

firefighter [ˈfaɪəfaɪtə] пожарный

DJ [di: dʒeɪ] диджей

grow [grəʊ] выращивать

fight [faɪt] бороться

fire [ˈfaɪə] огонь



Read and translate the text.

Hello! We are Kate and Jane. Our homework is to write a project about jobs. So, let's speak about a farmer, a baker, a doctor, a firefighter, a basketball player and a DJ.

What do these people usually do?

Well, farmers grow vegetables. They like to work in the field. Bakers make bread. They like to cook. Doctors help people. Firefighters fight fires. They like to help people, too. Basketball players play basketball. It's their favourite game. DJs play music because they like to listen to the songs.

- *Выпиши слова-названия профессий.*



Correct the mistakes and write the sentences.

A farmer plays music.

No, he does not. A farmer doesn't play music.

A farmer grows vegetables.

A baker plays music.

A DJ helps people.

A firefighter plays basketball.

A doctor fights fires.

A basketball player makes bread.



Fill in the following verbs.

play, make, fight, help, grow, play

A firefighter _____ fires.

A DJ _____ music.

A doctor _____ people.

A baker _____ bread.

A basketball player _____ basketball.

A farmer _____ vegetables.

This Is My Diary

Beginner Level



Useful words

diary ['daɪəri] дневник

training ['treɪnɪŋ] тренировка

tidy ['taɪdɪ] убирать

weekend [ˌwi:k'end] выходные

library ['laɪbr(ə)rɪ] библиотека

come back ['kʌm'bæk] возвращаться



Read and translate the text.

This is my diary. I have to do a lot of things during the week. It's a good idea to write down my plans.

On Monday I usually play tennis with my friend Tony. We meet in the park and have our training.

On Tuesday I have my guitar lessons after school. I like to listen to music and sing.

When we have parties I always play my favourite songs.

On Wednesdays my friends visit me and we play computer games. Of course, I am ready for my lessons on Thursday.

Thursday is the day to wash my dog, Dot. He is white. I take him for a walk every day.

On Fridays I usually tidy my room and do my homework for Monday.

My weekend I spend in the country. I visit my grandparents. On Saturday I help my grandma in the kitchen. We bake tasty cakes.

On Sunday I help my grandpa in his library. In the evening I come back home, open my diary and write down my plans for next week.



Complete the following sentences.

On Fridays I _____.

At weekends I _____.

On Mondays my friend and I _____.

On Thursdays I _____.

On Tuesdays I _____.

On Wednesdays we _____.



Make up the sentences.

play / On / my / Monday / I / with / friend.

_____.

Tuesday / school / guitar / On / after / I / have / lessons.

_____.

grandparents / At / help / my / I / weekends.

_____.

tidy / On / room / Friday / I / my.

_____.

wash / Wednesday / my / I / dog / On.

_____.

Meet Kate!

Beginner Level



Useful words

student ['stju:d(ə)nt] студент

city ['siti] город (большой)

draw [drɔ:] рисовать

skate [skeɪt] кататься на коньках

very well ['veri wel] очень хорошо

piano [pi'ænoʊ] пианино

It's fun! [fʌn] Это весело!

study ['stʌdi] учиться



Read and translate the text.

Hi! I am Kate. I am fourteen years old and I am a pupil. I study at school.

I live in Moscow. I like my city. It is beautiful!

I live in a flat with my mum, dad, grandma and grandpa. We are a family of five. My mum and dad work very hard. My grandma and grandpa don't work. They do a lot of work about the house.

We like to travel by car. My favourite place is Rostov. I have got a lot of photos of this city.

I have got a lot of friends. I often go to the park with them. We play games there.

I can draw and skate. I like music. I can sing very well. I can play the piano. It's fun!



Answer the questions.

- What is the girl's name? _____
- How old is she? _____
- Where does she live? _____
- What can she do? _____
- Who are the members of her family? _____
- Do they like to travel? _____
- What is her favourite place? _____



Read the text again. Find and correct the wrong information.

Hi! I am Ann. I am ten years old. I am a student. I study at school. I live in Kharkiv. I can jump very well. I can play the guitar. We are a family of seven. My mum and dad don't work. We don't like to travel. I have got a lot of friends. We like to play in the garden.



Agree or disagree.

- Kate is fourteen years old. _____
- She is a teacher. _____
- She studies at school. _____
- She lives in Rostov. _____
- She can run and jump. _____

Meet My Family!

Beginner Level



Useful words

woman [ˈwʊmən] женщина

pretty [ˈprɪti] милый

kind [kaɪnd] добрый

clever [ˈklevə] умный

parrot [ˈpærət] попугай



Read and translate the text.

Look at this photo. You can see my family in it. My dad isn't a very tall man. My mum is a beautiful woman. My little sister is five. Her name is Kate. She is a pretty little girl. My brother Sam is three. My grandpa isn't old. He is kind and clever. My grandma is kind, too.

You can see me. I am Tim. I am nine. I have got a puppy, a parrot and a kitten. They are funny.



Read the questions and underline the correct answer.

Is my dad very tall?

Yes, he is. No, he isn't.

Is my mum a beautiful woman?

Yes, she is. No, she isn't.

Is my sister a pretty little girl?

Yes, she is. No, she isn't.

Is my sister's name Kate?

Yes, it is. No, it isn't.

Is my grandpa an old man?

Yes, he is. No, he isn't.

Are my pets funny?

Yes, they are. No, they aren't.



Choose the correct variant.

You can see _____ family.

- A my B me C his

My dad _____ very tall.

- A aren't B isn't C don't

My mum _____ a beautiful woman.

- A is B are C am

_____ name is Kate.

- A His B Her C My

My _____ sister is five.

- A big B old C little

She is _____ pretty little girl.

- A a B an C the

My _____ Sam is three.

- A dad B grandpa C brother

I _____ Tim.

- A is B are C am

- Tell your friends about your family.

At the Zoo

Beginner Level



Useful words

funny face [ˈfʌni feɪs] забавное лицо

feed [fi:d] кормить

zookeeper [ˈzu:ki:pə] работник зоопарка

hungry [ˈhʌŋɡri] голодный

invite [ˈɪnvait] приглашать

cub [kʌb] детеныш животного



Read and translate the text.

Last week Mr. Brown and his son Sam went to the Zoo. They saw many animals there: tigers and lions, crocodiles and snakes, giraffes and bears, elephants and monkeys, wolves and foxes, zebras and hares, birds and fish.

Sam watched the monkeys. They were so funny. They jumped, ran, played and made funny faces. Then he watched the lions and the tigers. They didn't run. They slept.

Sam wanted to feed the animals but the zookeeper said:

“Don't do it, please! They are not hungry now.”

“Oh, I'm sorry,” said Sam.

Then the zookeeper invited Sam and his father to have a look at a tiger cub.

- Write out the names of animals.



Answer the questions.

When did Sam and his father go to the Zoo?

What animals did they see there?

Why were the monkeys funny?

What did tigers and lions do?

Where did the zookeeper invite Sam and his father?



Make as many true sentences as you can.

The giraffe has got a long neck.

The elephant has got a short tail.

The bear _____

The fox _____

The hare _____

The dog _____

The cat _____

The crocodile _____

The monkey _____

The lion _____

The wolf _____

The horse _____

At the Zoo**Complete the rhymes.**

I've got a dog,
It's in the box.
There is also a bear,
It is under the _____.
The puppy's in the box,
The rat's under the chair.
The cat is there, too,
But where is the _____?

**Animals are very good parents. Read some interesting facts about them.**

Hippos are big animals. A female hippo is a good baby-sitter. She looks after the babies of other hippos.

Mother elephants look after their babies very carefully. Babies walk under them.

- Find more interesting facts about animals and tell them your friends.

We Like Holidays

Pre-Intermediate Level



Useful words

Easter [ˈi:stə] Пасха

celebrate [ˈselibreit] праздновать

turkey [ˈtɜ:kɪ] индейка

pudding [ˈpuːdɪŋ] пудинг

make a resolution [meɪk ˌrezəˈlu:ʃ(ə)n] давать обещание

promise [ˈprɒmɪs] обещать

resurrection [ˌrezəˈrekʃ(ə)n] воскресение

Christ [kraɪst] Христос



Read and translate the text.

Every year people celebrate a lot of holidays. The most important holidays are Christmas, New Year and Easter.

In our country we celebrate Christmas on the 7th of January and in England people celebrate this holiday on the 25th of December. People buy presents for their family and friends. They also buy a lot of food and drinks. For Christmas dinner people eat turkey, potatoes and green vegetables. Then they have Christmas pudding.

On Christmas people wish other people a merry Christmas.

People usually celebrate New Year at home. They wish each other a “Happy New Year”.

People like to make New Year’s resolutions — new promises for the New Year.

We Like Holidays

We celebrate Easter in April or in May. It's a very important holiday for all the people. This day we celebrate the resurrection of Christ. The symbol of this holiday is an Easter egg.



Give your answers to the questions. Act out the dialogue. Think of three more questions which your partner could ask.

— Do you like holidays?

— _____

— What holidays do you like and why?

— _____

— Do you always send cards to your friends and relatives on holidays?

— _____

— What do you usually write on the cards?

— _____

— Do you often get cards on holidays?

— _____

My Favourite Subject

Pre-Intermediate Level



Useful words

field [fi:ld] поле

gym [dʒɪm] спортивный зал

timetable [ˈtaɪmteɪb(ə)l] расписание

subject [ˈsʌbdʒɪkt] школьный предмет

study [ˈstʌdi] учиться

also [ˈɔ:lsəʊ] также

other [ˈʌðə] другой

each [i:tʃ] каждый

break [breɪk] перемена



Read and translate the text.

Our school is in the city centre. It is very big. There are forty rooms and a lot of students in the school.

We've got a lot of classrooms, a computer room, a gym and a school field.

We go to school five days a week. We start lessons at 9 o'clock and we go home at 3 o'clock. We have a timetable. We have five or six lessons every day. One lesson is 40 minutes. After each lesson we have a break. We study a lot of subjects: Maths, Science, Music, History, English, PE, Russian and Ukrainian.

My favourite subject is Music. I like singing and listening to songs. I also like PE. We often play football and other games. We read, write and draw at our lessons. I like my teachers and my school.

Clever Fluffy

Pre-Intermediate Level



Useful words

sunny ['sʌni] солнечно

put on ['put'ɒn] одевать

it starts to rain [ɪt sta:ts tu reɪn] начинается дождь

umbrella [ʌm'brelə] зонт

make smth of smth делать что-то из чего-то



Read and translate the text.

Fluffy is a nice little kitten. It's sunny. She wants to go for a walk. Fluffy puts on her pink skirt, a white blouse, red shoes, a red hat and goes to the park.

Suddenly it starts to rain. Fluffy hasn't got an umbrella. She is wet.

Fluffy sees a tree, runs there and sits under it. "I am cold and hungry. I want to get home but I haven't got an umbrella. But how? Oh, I've got an idea!"

Fluffy makes an umbrella of the leaves and runs home.



Choose and read the sentences which are true to the story.

- Fluffy is a nice little giraffe.
- Fluffy is a nice little kitten.

Clever Fluffy

- Fluffy wants to go for a walk.
- Fluffy wants to go to the Zoo.
- She is wearing black jeans and a violet jacket.
- She is wearing a pink skirt, a white blouse, red shoes and a red hat.
- Fluffy has got an umbrella.
- Fluffy hasn't got an umbrella.
- She sees a tree.
- She sees a car.
- She makes a hat of the leaves.
- She makes an umbrella of the leaves.



Answer the questions.

- 1 What do you wear when it's cold? _____

- 2 What do you wear when it's warm? _____

- 3 What do you wear on your head? _____

- 4 What do you wear on your feet? _____

- 5 What do you wear on your hands? _____

- Play a "Memory game". Look at your classmates for a minute and try to remember what they are wearing. Then close your eyes and say it.

The Story of Two Sisters

Pre-Intermediate Level



Useful words

once [wʌns] однажды

hard-working [ˌhɑ:dˈwɜ:kɪŋ] трудолюбивый

sweep (swept) [swi:p] подметать

pick up [ˈpɪkˈʌp] собирать

berry [ˈberɪ] ягода

selfish [ˈselfɪʃ] эгоистичный

be thirsty [ˈθɜ:sti] хотеть пить

fairy [ˈfe(ə)rɪ] фея



Read and translate the text. Think of your own title for the text.

Once there lived two sisters Sally and Susan. They were very different. Susan was a hard-working girl. She got up early in the morning, swept the floor, brought water and made breakfast for her sister. She went to the forest to pick up berries and mushrooms. Susan worked a lot about the house. She was very kind, clever and beautiful.

Her sister Sally was very lazy. She slept till noon and never did any housework. She was angry and selfish.

One day an old woman came to their house. She was hungry and thirsty. She asked the sisters for some food and water. Sally said, "Go away! We have nothing to give you." But Susan took some bread and water and gave them to the old woman. The woman thanked Susan and went away.

The Story of Two Sisters

That woman was a good fairy. She made Susan's life happy. Susan married a good man and had a happy family. Sally lived alone. She had to do everything about the house herself.



Answer the questions.

- 1 What were the sisters' names? _____
- 2 Who was hard-working? _____
- 3 Who was lazy? _____
- 4 What did Susan do? _____
- 5 What did Sally do? _____
- 6 Who came to the sisters one day? _____
- 7 What did the sisters do to help the old woman? _____
- 8 How did the woman thank sisters? _____



Find the words in the text to describe Susan and Sally.
Write them down.

SUSAN	SALLY
<i>hard-working</i>	

Two Kittens

Pre-Intermediate Level



Useful words

arrogant [ˈærədʒənt] заносчивый

selfish [ˈselfɪʃ] эгоистичный

take (took) care [teɪk keə] заботиться

cry (cried) [ˈkraɪ] плакать

A friend in need is a friend indeed. — Друг познается в беде.



Read and translate the text. Think of your own title for the story.

Two little kittens didn't have a mother and a father. They lived in a big house with their aunt. She didn't like the kittens. They were very kind and friendly but their aunt was arrogant and selfish. She met her friends every evening and they ate, played games and sang songs. Poor kittens were often hungry and cold. Nobody took care of them. One day their aunt told the kittens to go away.

They cried, took their clothes and left their home.

It was winter. It was cold and windy. Poor kittens found a small house and lived there. Their aunt didn't remember about the kittens. She lived in the big warm house.

But one day the house burnt and she didn't have a place to live in. Her friends didn't want to help her. The aunt-cat went to the kittens and asked them for help. The kittens were happy to help and let their aunt to live in their small cold house. They were real friends!

A friend in need is a friend indeed.

Two Kittens



Answer the questions.

- Have you got good friends? _____
- Do your friends help you when you are in need? _____
- Do your friends think you are a good friend? _____



Use the code and write the words.

1	2	3	4	5	6	7	8	9	10	11	12	13	14	15	16
a	y	d	t	e	s	f	r	g	p	h	o	i	n	k	l

11	1	10	10	2	15	13	14	3	6	5	16	7	13	6	11

7	8	13	5	14	3	16	2	1	8	8	12	9	1	14	4



Finish the sentence.

A good friend is _____

A Travelling Frog

Pre-Intermediate Level



Useful words

active ['æktɪv] энергичный, активный

together [tə'geðə] вместе

stick [stɪk] палка

end [end] конец



Read and translate the text.

This is a frog. Her name is Lily. She lives in a lake. She is very active. Lily swims, plays, jumps every day. But most of all she likes travelling. Every day she travels to another lake to visit her friends Pat and Pit. They are big white birds. Now Pat, Pit and Lily are having breakfast together. It's time to play games. They are happy!

One day her friends say that they are going to fly to a warm country because it's cold. Lily wants to go to a warm country but frogs can't fly. How can she get there? She can go by bus, by train or by plane. But she hasn't got a ticket. Lily has a plan. She asks Pit and Pat to take her to the warm country. Lily puts a stick into her mouth. Pat takes one end of the stick and Pit takes the other end of the stick and they fly to the warm country. Lily mustn't speak.

Two girls see the birds. One girl says, "Oh! Look! What have the birds got? Isn't it a chicken?"

"No, I'm not a chicken! I am a frog," says Lily and falls down.

A Travelling Frog



Answer the questions.

- 1 Where does the frog live? _____
- 2 How many friends has Lily got? _____
- 3 What are their names? _____
- 4 What do they do in the morning? _____
- 5 What does Lily like most of all? _____
- 6 How can she get to a warm country? _____
- 7 Does Lily get the warm country? _____



Match the words and make the sentences.

most / all / But / of / she / travelling / likes

They / birds / white / are / big

can / get / How / there / she

At the Market

Pre-Intermediate Level



Useful words

market ['mɑ:kɪt] рынок

shopping list ['ʃɒpɪŋ lɪst] список покупок

hour ['aʊə] час

pound [paʊnd] фунт

pence [pens] пенс



Read and translate the text.

Andy and Max are at the market. They are going to have a picnic on Saturday.

There are making a shopping list for the picnic!

Andy: Max, can you buy two kilos of meat, please?

Max: Yes, I'll buy some meat.

Andy: Well, we need some fruit and vegetables. I'll buy some lemons, nine tomatoes, seven cucumbers, grapes and a kilo of apples.

Max: Let's go! Meet in an hour.

(an hour later)

Max: Look! I have two kilos of meat!

Andy: How much is a kilo of meat?

Max: It's one pound and seventy pence. And what about you? I can see tomatoes, cucumbers, apples and some grapes in your basket.

Andy: You are right. And I have green lemons!

Max: Green lemons? Oh, Andy! They are not green lemons, they are limes!

At the Market



Ask and answer.

— *How much is a kilo of meat?*

It's one pound and seventy pence.

Meat (2.50), apples (25 p), sausages (1. 80), cucumbers (56 p),
tomatoes (64 p), lemons (89 p), grapes (1. 45), oranges (75 p).



Fill in the letters.

m r t

s h p i n g

l s

m t

p u n

t o t

p n c

p c i c

c c m b r

b s k t

l m

p p

g r p s



Read and correct the information.

Max and Andy are at the market. Max is buying two **kilo** of meat. Andy is buying some **grape** and apples. He is buying five **tomato** and seven **cucumber**. Now the boys have fruit and vegetables. Andy has green **lemon**.

The Little Round Bun

Pre-Intermediate Level



Useful words

Once upon a time... [wʌns ə ˈpɒn ə taɪm] Давным-давно...

bun [bʌn] булочка

bake [beɪk] выпекать

windowsill [ˈwɪndəʊsɪl] подоконник

flour [ˈflaʊə] мука

cool [ku:l] остывать

roll [rɒl] катиться

tongue [tʌŋ] язык



Read and translate the text.

Once upon a time there lived an old man and an old woman. They were very poor. They didn't have any children. One day the old man said, "Bake us a bun, old woman! We have some flour."

So the old woman found some flour and made a bun of it. She baked the bun and put it on the windowsill to cool. But the bun jumped out of the window and rolled along the road.

The bun met a Rabbit. The Rabbit said, "I'm going to eat you, Little Round Bun!"

"Don't eat me, please, let me sing you a song", said Little Round Bun.

"I ran away from Grandpa,
I ran away from Grandma,
And I'll run away from you!"

The Little Round Bun

And Little Round Bun rolled away. It met a Wolf and a Bear. It sang them a song and rolled away. Soon it met a Fox. Little Round Bun sang its song to the Fox. The Fox said, "Please, don't stop! Hop onto my tongue, so I can hear you better." Little Round Bun jumped onto the tongue and began to sing. The Fox opened her mouth and ate the bun.



Answer the questions.

- 1 Were the old man and the old woman rich or poor?
- 2 Did they have any children?
- 3 What did the old man ask the old woman to do?
- 4 What did she bake?
- 5 Where did she put the bun?
- 6 What animals did the bun meet on its way?
- 7 What song did it sing?
- 8 Why did the Fox ask the bun to hop onto the tongue?



Put the sentences in the correct order.

- The old woman found some flour.
- The old man asked the old woman to bake a bun.
- The bun jumped out of the window.
- She baked the bun.

- The bun met a Rabbit.
- The old woman put the bun on the windowsill to cool.
- The bun rolled along the road.
- It sang a song to the Rabbit.
- The Fox ate the bun.
- The bun met a Wolf and a Bear.
- It sang its song to the Fox.
- The bun jumped onto the Fox's tongue.
- It sang them a song and rolled away.



Complete the sentences.

Once upon a time there lived _____

They were very _____

They didn't have _____

The old man asked the old woman to _____

She baked the bun and put it _____

The bun jumped out of the window and _____

Little Round Bun met _____

The bun sang a song and _____

Little Round Bun jumped onto the Fox's _____

The Fox _____

The Geese, the Chicken and the Cat

Pre-Intermediate Level



Useful words

- look for** [ˈlʊk fɔ:] искать
walk [wɔ:k] идти
together [təˈgeðə] вместе
be afraid of [əˈfreɪd] бояться
shore [ʃɔ:] берег
foolish [ˈfu:lɪʃ] глупый
themselves [ðəmˈselvz] сами
dust bath [dʌst bɑ:θ] купаться в пыли



Read and translate the text.

Once upon a time there lived a man who had some Chickens, some Geese and a Cat.

It was summer. It was very hot. The Geese went to look for water. They walked and walked and they met the Chicken. "Where are you going, Geese?" asked the Chicken. "To look for water. It's very hot." "I'll go with you", said the Chicken and they walked together. Soon they met the Cat. "Where are you going?", asked the Cat. "To look for water." "May I come with you?" So the Geese, the Chicken and the Cat went on together. In the afternoon they came to the lake. The Geese were happy. They swam and played in the water. The Chicken and the Cat stood on the shore. They were afraid of water. They looked at the water and they saw a Chicken and a Cat in it. They said, "Those two are not afraid! Let's swim!"

They jumped into the water but that was a bad idea. They climbed out onto the shore. *Useful words*

The Cat looked at the water and said, "I'll never be so foolish as to try to swim again! I can wash myself!"

The Chicken looked at the water and said, "I'll never be so foolish. I can take dust bath to be clean!" The Cat and the Chicken went home.

And now you can see that geese always swim in the water, chickens take dust bath and cats wash themselves.



Answer the questions.

- 1 What was the weather like that day?
- 2 Who went to look for water?
- 3 When did they come to the lake?
- 4 What did the Geese do?
- 5 Why did the Chicken and the Cat decide to jump into the water?
- 6 Was it a good idea?
- 7 What did the Cat say?
- 8 What did the Chicken say?
- 9 How do geese, chickens and cats wash now?

The Geese, the Chicken and the Cat



Who says these words?

“Where are you going, Geese?” _____

“May I come with you?” _____

“To look for water.” _____

“I’ll go with you.” _____

“I can wash myself!” _____

“I can take dust bath to be clean!” _____



Choose the correct word and write.

It was _____ (autumn, summer, winter).

It was very _____ (warm, hot, cold).

The Geese went to look for _____ (water, food, grass).

In the _____ (evening, afternoon, morning)

they came to the _____ (sea, river, lake).

The Cat and the Chicken saw _____ (a Cat and a Fox,

a Chicken and a Goose, a Cat and a Chicken) in the water.

Cats can _____ (swim, take dust bath, wash themselves).

Chickens can _____ (swim, take dust bath, wash themselves).

Geese can _____ (jump, swim, read).

The Bear and the Bees

Pre-Intermediate Level



Useful words

hollow [ˈhɒləʊ] дупло

tiny [ˈtaɪnɪ] крошечный

weak [wi:k] слабый

by force [fɔ:s] силой

just you try [dʒʌst ju: traɪ] только попробуй

sting (stung) [stɪŋ] ужалить

hard [hɑ:d] сильно

defend [dɪˈfend] защищать



Read and translate the text.

Once there lived a Bear. He thought he was very strong. He liked honey very much.

Some wild Bees lived in the hollow of the tree. The Bear knew about it and came to see them.

“You are very tiny and weak! You must give me your honey. I’m very strong and I can take your honey by force!”

“Just you try!” said the Bees.

The Bear tried to take their honey. The Bees flew at him and stung his tongue, ears and nose so hard that the Bear forgot how strong he was. The Bear ran away and didn’t hear that the Bees said, “Remember, Bear, that the tiniest insects can defend themselves!”

The lesson is that you are weak by yourself but together with others like yourself you will be strong and defend your home!

The Bear and the Bees



Answer the questions.

What did the Bear like? _____

Where did wild Bees live? _____

Why did the Bear come to the Bees? _____

What did the Bear say to the Bees? _____

What did the Bear try to do? _____

How did the Bees defend their home? _____

What did the Bees say? _____

What is the lesson? _____



Fill in the missing letters.

b a

h o y

b

h o o

t n

w k

s t o g

t n e

by f r e

d f n d



Complete the sentences.

The Bear was _____.

He liked _____.

Wild Bees lived _____.

“You are _____.”

“You must _____.”

“Just _____.”

The Bees flew at the Bear and stung his _____.

The tiniest insects can _____.

Together with others like yourself you _____.



Put the sentences in the correct order.

- Some wild Bees lived in the hollow of the tree.
- The Bees flew at him.
- The Bear ran away.
- The Bear didn't know that the tiniest insects could defend themselves.
- Once there lived a Bear.
- The Bear tried to take their honey.

Two Mice and the Cock

Pre-Intermediate level



Useful words

wheat stalk [wi:t stɔ:k] пшеничный колосок

hole [həʊl] ямка

seed [si:d] зерно

cover ['kʌvə] накрыть

grow [grəʊ] выращивать

lazy ['leɪzi] ленивый



Read and translate the text.

There once lived two mice and a cock. The two mice didn't like to work. They jumped, ran, danced and played. The cock got up early in the morning and worked.

One day the cock found a wheat stalk. He asked the mice to make a hole and put the seeds into the hole. The mice didn't want to work. So, the cock made a hole, put the seeds into the hole, covered it and watered the seeds.

The cock asked the mice for help but they didn't want to do anything. Soon the cock had some flour to bake tasty cakes. He asked the mice to help him again. And again they didn't want to work.

The cock baked tasty cakes. The hungry mice ran and sat at the table.

"Who found the wheat stalk?" asked the cock.

"You did," said the mice.

“Did you help me to grow it?” asked the cock.

“No, we didn’t,” said the mice.

“Did you help me to bake cakes?” asked the cock.

“No, we didn’t,” said the mice.

The mice were very lazy so they didn’t get a cake. No pains, no gains!



Answer the questions.

- 1 What did the cock find?
- 2 What did he ask the mice to do?
- 3 Did the mice help the cock to grow the seeds?
- 4 Did the mice help the cock to bake cakes?
- 5 Prove that the mice were lazy.




Fill in the necessary words into the sentences.

The two mice didn’t _____ to work.
 The cock _____ early in the morning and _____.
 One day the cock found a _____.
 He asked the mice to _____ and _____ into the hole.
 Soon the cock had _____ to bake _____.
 The _____ mice ran and _____ at the table.
 No _____, no _____.

Содержание

Peter's Family	4
Let's Go to the Zoo!	6
Look at Their Clothes!	8
Toys and Colours	10
Ann and Her Family	12
Nice Animals	14
All Seasons Are Beautiful	16
Ann's School	18
Busy Jane	20
Tim and Ann Are Friends	22
Home, Sweet Home!	24
I Like Gardening!	26
We Write a Project	28
This Is My Diary	30
Meet Kate!	32
Meet My Family!	34
At the Zoo	36
We Like Holidays	39
My Favourite Subject	41
Clever Fluffy	43
The Story of Two Sisters	45
Two Kittens	47
A Travelling Frog	49
At the Market	51
The Little Round Bun	53
The Geese, the Chicken and the Cat	56
The Bear and the Bees	59
Two Mice and the Cock	62

Серия книжек «English. Начальная школа» состоит из четырех пособий, которые предназначены для работы учеников 1–4 классов общеобразовательных школ. Представленный материал соответствует учебному плану, а тематика и сферы общения — действующим программам по иностранным языкам.




Все разговорные темы

- Английские разговорные темы с русским переводом
- Упражнения для самопроверки
- Вопросы к текстам



Все грамматические упражнения

- Основные правила английского языка
- Грамматические упражнения
- Тестовые задания



Все фразы и диалоги

- Базовые слова и фразы английского языка
- Английские диалоги с русским переводом
- Известные английские пословицы и поговорки

